

# OKLAHOMA

## MEN'S BASKETBALL

**Mike Houck, Associate Communications Director**

McClendon Center for Intercollegiate Athletics

180 West Brooks, Suite 2525 | Norman, OK 73019

Office: (405) 325-8227 | Cell: (405) 249-5892 | E-Mail: mhouck@ou.edu

www.SoonerSports.com | Twitter: @SoonerSportscom; @SoonerHoops; @LonKruger

26 NCAA Tournaments | 4 Final Fours | 14 Conference Championships | 30 All-Americans | 27 Postseason Appearances In The Last 30 Years

**Oklahoma Schedule**

N1	NORTHEASTERN STATE (Ex.)	W	85-51
N6	WASHBURN (Ex.)	W	85-59

N11	IDAHO STATE	W	78-74
N18	COPPIN STATE	W	92-65
N24	vs. Washington State #	W	74-59
N25	vs. Santa Clara #	W	85-73
N27	vs. Saint Louis #	L	63-83

D2	SACRAMENTO STATE	W	82-53
D8	ORAL ROBERTS	7 p.m.	SSN
D10	ARKANSAS	2 p.m.	SSN
D17	vs. Houston \$	7 p.m.	ESPNU
D21	SOUTH CAROLINA STATE	7 p.m.	SSN
D29	at Cincinnati %	8 p.m.	ESPNU
D31	NORTHWESTERN STATE	2 p.m.	SSN

J3	at Missouri	7 p.m.	MSN
J7	KANSAS	1 p.m.	ESPNU
J9	at Oklahoma State	6 p.m.	ESPNU
J14	KANSAS STATE	12:30 p.m.	Big 12
J17	TEXAS TECH	7 p.m.	Big 12
J21	at Texas A&M	3 p.m.	Big 12
J24	BAYLOR	7 p.m.	Big 12
J28	at Kansas State	6 p.m.	FSKC

F1	at Kansas	8 p.m.	ESPNU
F4	IOWA STATE	5 p.m.	ESPN/2
F6	MISSOURI	6 p.m.	ESPNU
F11	at Texas Tech	7 p.m.	TTSN
F14	TEXAS	7 p.m.	Big 12
F18	at Iowa State	12:30 p.m.	Big 12
F22	OKLAHOMA STATE	7 p.m.	Big 12
F25	at Baylor	12:30 p.m.	Big 12
F29	at Texas	8 p.m.	ESPN2

M3	TEXAS A&M	3 p.m.	Big 12
M7-10	Big 12 Championship ^	TBD	B12/ESPN
M15-18	NCAA First/Second Rounds	TBD	CBS
M22-25	NCAA Regionals	TBD	CBS
M31/A2	NCAA Final Four	TBD	CBS

All times Central and subject to change

# 76 Classic (Anaheim, Calif.)

\$ All-College Classic (Oklahoma City)

% at U.S. Bank Arena

"Big 12" is Big 12 Network regional television

"MSN" is Mizzou Sports Network

"FSKC" is Fox Sports Kansas City

"TTSN" is Texas Tech Sports Network

**Radio (Sooner Sports Network)**


Play-by-Play.....Toby Rowland

Analyst.....Mike Houck

**TV (Sooner Sports Network)**

Play-by-Play.....Bob Carpenter

Analyst.....Billy Tubbs

OKLAHOMA (5-1)  
**SOONERS****At a Glance**

Date .....Thursday, Dec. 8  
 Site.....Norman, Okla.  
 Tip Time .....7 p.m. CT  
 Radio .....KOKC 1520 AM in OKC;  
 ..KTBB 1430 AM in Tulsa; Sirius 113, XM 191  
 TV .....KAUT Ch. 43 in OKC;  
 .....KOTV Ch. 6 in Tulsa; ESPN Full Court  
 Series.....OU leads 10-2

ORAL ROBERTS (6-2)  
**GOLDEN EAGLES****PROJECTED OKLAHOMA STARTERS**

**4 ANDREW FITZGERALD • F**  
 6-8 • 247 • Jr. • Baltimore, Md.  
 Brewster Academy (N.H.)

PTS	REB	FG%	MIN
9.2	5.8	.458	23.5



**NOTES:** Coming off a season-high 13-point outing against Sacramento State last Friday (was 6-for-8 from field) ... Recorded a 12-point, career-high-tying 13-board effort against Santa Clara in 76 Classic second round Nov. 25 ... An honorable mention All-Big 12 selection last year who started all 32 games ... Scored at least 15 points 12 times last year and at least 20 points four times ... Led OU's regulars with a .486 field goal mark last season.

**24 ROMERO OSBY • F**  
 6-8 • 232 • Jr. • Meridian, Miss.  
 Mississippi State University

PTS	REB	AST	MIN
11.3	7.7	1.5	26.3



**NOTES:** Transfer from Mississippi State ... Averaging 11.3 points and team-high 7.7 rebounds (ranks fifth in Big 12) ... Ranks second in Big 12 with 3.5 offensive rebounds per game ... Has grabbed 10 boards in three of his six outings ... Registered double-doubles in his first two games ... Notched career highs of 17 points, 10 boards and 4 assists vs. Idaho State in season opener ... Shooting .500 from field and .762 from free throw line.

**1 SAM GROOMS • G**  
 6-1 • 203 • Jr. • Greensboro, N.C.  
 Chipola College (Fla.)

PTS	REB	AST	MIN
7.5	3.7	5.0	28.7



**NOTES:** Averaged 7.0 points and 5.7 assists in three 76 Classic games (4.3 assist/turnover ratio) ... Tied tourney record with 10 assists (1 turnover) vs. Washington State ... Ranks second in Big 12 with his 3.0 season assist/turnover ratio and third in assists per game (5.0) ... Leads team with 20 free throw makes and 30 attempts ... Rated as country's No. 3 juco prospect last year by JucoRecruiting.com ... Signed with South Florida out of high school.

**2 STEVEN PLEDGER • G**  
 6-4 • 222 • Jr. • Chesapeake, Va.  
 Atlantic Shores Christian School

PTS	REB	3FG%	MIN
17.2	3.0	.483	26.4



**NOTES:** Ranks fourth in Big 12 in scoring (17.2), fourth in 3-point field goal percentage (.483), fourth in treys per game (2.8) and sixth in field goal percentage (.545) ... Shooting .632 from field at home ... Scored 26 points against Santa Clara Nov. 25 (second highest career total) and added a career-high 7 rebounds ... Named to 76 Classic all-tournament team ... Scored 38 points at Iowa State last year with the help of seven 3-point makes.

**21 CAMERON CLARK • G**  
 6-6 • 198 • So. • Sherman, Texas  
 Sherman High School

PTS	REB	AST	MIN
10.0	3.3	1.7	25.2



**NOTES:** Averaging 13.5 points on .500 field goal shooting the last four games (averaged 3.0 points on .167 shooting in first two games) ... Averaging 16.0 points the last two outings (season-high 18 vs. Sacramento State) ... Started all 32 games last year and averaged 9.4 points (ranked fourth on team) and 4.5 rebounds ... Shot .474 from field and .373 from 3-point range ... A consensus national top-40 recruit coming out of high school.

**OKLAHOMA'S TOP RESERVES**

No.	Name	Position	Height	Weight	Class	Points	Rebounds	Assists	Minutes
15	Tyler Neal	F	6-7	227	So.	5.5	3.2	0.5	14.8
14	Carl Blair	G	6-2	205	Jr.	4.7	2.0	2.5	15.3
32	Casey Arent	C	6-10	227	Jr.	2.7	3.2	0.2	11.7
5	C.J. Washington	F	6-7	230	Sr.	2.0	3.4	0.8	11.2
31	Barry Honoré	F	6-7	270	Sr.	1.0	0.7	0.0	3.7

**PROJECTED ORAL ROBERTS STARTERS**

No.	Name	Position	Height	Weight	Class	Points	Rebounds	Assists	Minutes
22	Steven Roundtree	F	6-8	190	So.	12.8	7.6	1.5	29.5
45	Dominique Morrison	F	6-6	210	Sr.	16.4	3.8	1.9	33.4
54	Michael Craion	F	6-5	215	Sr.	12.9	7.8	1.4	30.0
4	Roderick Pearson	G	6-2	195	Sr.	7.1	2.1	2.5	30.6
13	Warren Niles	G	6-4	175	Jr.	11.8	4.1	3.0	33.4

## Head Coach Lon Kruger

► Lon Kruger was named Oklahoma's 14th head men's basketball coach on April 1, 2011.

► Owns a 484-305 (.613) collegiate record over 25 years.

► Has coached at Texas-Pan American (52-59 record from 1982-86), Kansas State (81-46 from 1986-90), Florida (104-80 from 1990-96), Illinois (81-48 from 1996-00) and UNLV (161-71 from 2004-10).

► Served as head coach of NBA's Atlanta Hawks from 2000-03 (69-122 record) and was an assistant for New York Knicks (2003-04 season).

► Averaged 25.4 wins at UNLV over the last five years (four NCAA appearances and one NIT trip) and won at least 21 games each of those five seasons.

► Coached UNLV to a 55-25 (.688) Mountain West Conference record the last five seasons.

► Has taken teams to 13 NCAA Tournaments (14-13 record) and four NITs (4-5 record).

► Coached Florida to the 1994 Final Four, Kansas State to the 1988 Elite Eight and UNLV to the 2007 Sweet 16.

► Has led all five of the college programs he has coached to 20-win seasons.

► Is one of five coaches in Division I college basketball history to take four different schools to the NCAA Tournament and is one of three coaches to win an NCAA Tournament game at four schools.

► Is one of just two head coaches in Division I history to lead at least four different schools to multiple NCAA Tournament wins.

► Is one of four coaches to lead three different schools to NCAA Sweet 16 appearances.

## Lon Kruger Year by Year

Year	School	Record	Pct.
1982-83	Pan American	7-21	.250
1983-84	Pan American	13-14	.481
1984-85	Pan American	12-16	.429
1985-86	Pan American	20-8	.714
1986-87	* Kansas State	20-11	.645
1987-88	* Kansas State	25-9	.735
1988-89	* Kansas State	19-11	.633
1989-90	* Kansas State	17-15	.531
1990-91	Florida	11-17	.393
1991-92	^ Florida	19-14	.576
1992-93	^ Florida	16-12	.571
1993-94	* Florida	29-8	.784
1994-95	* Florida	17-13	.567
1995-96	Florida	12-16	.429
1996-97	* Illinois	22-10	.688
1997-98	* Illinois	23-10	.697
1998-99	Illinois	14-18	.438
1999-00	* Illinois	22-10	.688
2004-05	^ UNLV	17-14	.548
2005-06	UNLV	17-13	.567
2006-07	* UNLV	30-7	.811
2007-08	* UNLV	27-8	.771
2008-09	^ UNLV	21-11	.656
2009-10	* UNLV	25-9	.735
2010-11	* UNLV	24-9	.727
2011-12	Oklahoma	5-1	.833
<b>Totals</b>		<b>484-305</b>	<b>.613</b>

\* NCAA Tournament

^ National Invitation Tournament



## THURSDAY'S GAME BASICS

Oklahoma (5-1) plays the second of three straight home games when Oral Roberts (6-2) visits Lloyd Noble Center on Thursday at 7 p.m. CT. The Sooners are coming off their largest victory margin of the season in an 82-53 win over Sacramento State on Friday. The Golden Eagles have won their last six games after a 0-2 start. Thursday's contest will air on the Sooner Radio Network (KOKC AM 1520 in Oklahoma City; KTBZ AM 1430 in Tulsa; Sirius 113, XM 191) with **Toby Rowland** and **Mike Houck** announcing. The game will be televised by the Sooner Sports Network (KAUT Ch. 43 in OKC; KOCO Ch. 6 in Tulsa; ESPN Full Court) with **Bob Carpenter** and **Billy Tubbs** calling the action.

## SOONER UPDATE

► Oklahoma is averaging 79.0 points per game after averaging 66.0 last season. OU has scored at least 80 points three times in its six outings. Last year, it scored 80 or more four times in 32 games. The 79.0 points-per-game figure ranks 37th nationally out of 338 Division I teams.

► The Sooners' pressure defense under new head coach **Lon Kruger** has boosted the team's offense through six games. Opponents have averaged 16.5 turnovers, resulting in an average of 18.5 points per contest for OU on the other end of the floor. Foes are averaging 12.8 points off the Sooners' 12.7 turnovers per game.

► Rebounding was mentioned by Kruger several times in the preseason as a concern of his for 2011-12. However, OU has outboarded five of its six opponents and ranks seventh nationally with its +9.8 margin per contest despite not starting anyone taller than 6-8. Included was a +34 effort against Coppin State (61-27) and a +16 margin against Santa Clara (49-33). The Sooners own a 98-59 offensive rebounding advantage on the year and have scored 87 second-chance points to their opponents' 48.

► OU's rebounding success has been the result of a group effort. More Sooners (eight) average at least 3.0 rebounds per game than any other Big 12 team.

► Junior college transfer **Sam Grooms** ranks third in the Big 12 with his 5.0 assists per game and ranks second with his 3.0 assist-to-turnover ratio (30 assists and 10 turnovers).

► After averaging 3.0 points on .167 (3-for-18) field goal shooting in OU's first two games, sophomore guard **Cameron Clark** is averaging 13.5 points on .500 (22-for-44) shooting over the last four contests. He scored 11 points against both Washington State and Santa Clara two weeks ago in Anaheim, netted 14 in the 76 Classic championship game against Saint Louis and scored a season-high 18 last Friday against Sacramento State.

► Junior guard **Steven Pledger** has scored in double figures in all five of his games and has two outings of at least 20 points (14, 11 and 15 in the others). In 32 games last year, Pledger scored 20 or more just three times. He is shooting a team-high .545 from the field and .483 from 3-point range this year after shooting .386 and .345, respectively, over his first two seasons combined.

► Junior forward **Romero Osby** has grabbed 10 rebounds in three of his first six games and ranks fifth in the Big 12 with his 7.7 boards per contest. He also ranks second with his 3.5 offensive boards per outing.

## Stats Comparison

### CATEGORY

	OU	ORU
Overall Record	5-1	6-2
Points Per Game	79.0	70.4
Opp. Points Per Game	67.8	62.2
Rebounds Per Game	40.5	33.9
Rebounding Margin	+9.8	+6.9
Field Goal Pct.	.452	.461
Opp. Field Goal Pct.	.436	.458
3-Point Pct.	.407	.331
Opp. 3-Point Pct.	.385	.339
Free Throw Pct.	.715	.742
Personal Fouls Per Game	17.7	15.4
Assists Per Game	14.5	13.3
Turnovers Per Game	12.7	14.3
Blocked Shots Per Game	4.2	1.6
Steals Per Game	7.0	6.6



► Steven Pledger

No.	Name	Position	Height	Weight	Class	Hometown (Last School)
1	Sam Grooms	G	6-1	203	Jr.	Greensboro, N.C. (Chipola College [Fla.])
2	Steven Pledger**	G	6-4	222	Jr.	Chesapeake, Va. (Atlantic Shores Christian School)
3	T.J. Franklin	G	5-11	175	Sr.	Fort Worth, Texas (North Crowley HS)
4	Andrew Fitzgerald**	F	6-8	247	Jr.	Baltimore Md. (Brewster Academy [N.H.])
5	C.J. Washington*	F	6-7	230	Sr.	Stringtown, Okla. (Connors State JC)
12	Jarrod Kruger#	G	6-1	174	So.	Topeka, Kan. (Kansas State University)
13	James Frascilla	G	5-10	142	Fr.	Dallas, Texas (Highland Park HS)
14	Carl Blair*	G	6-2	205	Jr.	Houston, Texas (University of New Orleans)
15	Tyler Neal*	F	6-7	227	So.	Oklahoma City, Okla. (Putnam City West HS)
21	Cameron Clark*	G	6-6	198	So.	Sherman, Texas (Sherman HS)
22	Amath M'Baye#	F	6-9	214	Jr.	Bordeaux, France (University of Wyoming)
24	Romero Osby	F	6-8	232	Jr.	Meridian, Miss. (Mississippi State University)
31	Barry Honoré*	F	6-7	270	Sr.	Garland, Texas (Southern University)
32	Casey Arent	C	6-10	227	Jr.	Penryn, Calif. (Sierra College)

\* Letters earned at Oklahoma #Sitting out 2011-12 season

## 2011-12 Big 12 Standings

Through Tuesday, Dec. 6

Team	Big 12			Overall		
	W	L	Pct.	W	L	Pct.
Missouri	0	0	.000	8	0	1.000
Baylor	0	0	.000	7	0	1.000
Kansas State	0	0	.000	5	0	1.000
Texas A&M	0	0	.000	6	1	.857
<b>Oklahoma</b>	<b>0</b>	<b>0</b>	<b>.000</b>	<b>5</b>	<b>1</b>	<b>.833</b>
Kansas	0	0	.000	6	2	.750
Texas	0	0	.000	6	2	.750
Oklahoma State	0	0	.000	5	2	.714
Iowa State	0	0	.000	6	3	.667
Texas Tech	0	0	.000	4	4	.500



## Oklahoma Quick Facts

**Official Name:** University of Oklahoma

**Location:** Norman, Okla.

**Founded:** 1890

**Enrollment:** 30,092

**Nickname:** Sooners

**Colors:** Crimson and Cream

**President:** David L. Boren

**Athletics Director:** Joe Castiglione

**Arena:** Lloyd Noble Center (12,000)

**First Year of Basketball:** 1907-08

**NCAA Tournament Appearances:** 26

**NIT Appearances:** 7

**All-Time Record:** 1,530-979 (.610)

**Regular Season Conference Championships:** 14 (1928, 1929, 1939, 1940, 1942, 1944, 1947, 1949, 1979, 1984, 1985, 1988, 1989, 2005)

**Conference Tournament Championships:** 7 (1979, 1985, 1988, 1990, 2001, 2002, 2003)

**Head Coach:** Lon Kruger (Kansas State '75)

**Career Record:** 484-305 (26th year)

**Oklahoma Record:** 5-1 (first year)

**NCAA Appearances:** 13 (most recent 2011)

**NIT Appearances:** 4 (most recent 2009)

**Assistant Coaches:** Chris Crutchfield (Nebraska-Omaha '92), Steve Henson (Kansas State '90), Lew Hill (Wichita State '88)

**Director of Operations:** Mike Shepherd (Kansas State '92)

**Director of Student-Athlete Performance:** Jozsef Szendrei (Oklahoma '03)

**Video Coordinator:** Scott Thompson

**Equipment Manager:** Marco Griego

**Graduate Managers:** Wade Mason, Teddy Owens

**Athletics Trainer:** Alex Brown

**Team Physician:** Dr. Brock Schnebel

**Official Website:** SoonerSports.com

► Friday's OU win over Sacramento State leaves Kruger just 16 victories shy of 500 for his career. He ranks second among current Big 12 head coaches with 484 career wins (Texas' **Rick Barnes** has 530 victories).

## FRIDAY'S SACRAMENTO STATE RECAP

► Oklahoma shot season highs of .574 from the field and .550 (11-for-20) from 3-point range in an 82-53 home win over Sacramento State on Friday, good for the team's largest victory margin of the season.

► Each of OU's five starters shot better than .500 from the field and they combined to shoot .686 (24-for-39) from the field and .800 (8-for-10) from 3-point range. The starters also combined for 16 of the team's 22 assists and 12 of its 16 steals.

► The Sooners' 22 assists were their most in 81 games and their 16 steals were their most in 131 outings. Their .550 3-point field goal percentage marked the program's highest in 63 games.

► **Cameron Clark** scored a season-high 18 points to lead three Sooners in double figures. The sophomore was 7-for-12 from the field and 3-for-5 from 3-point range while adding three assists, a career-high three blocks and two steals without a turnover.

► Junior guard **Steven Pledger** was very efficient in his 21 minutes, finishing with 15 points, five assists, three steals and no turnovers. He was 4-for-5 from the floor, 3-for-3 from long distance and 4-for-4 at the free throw line.

► Junior forward **Andrew Fitzgerald** turned in his best shooting game of the year (6-for-8 from field) en route to a 13-point night.

► OU forced a Sacramento State team that entered the game averaging 12.0 turnovers into 22 miscues. The Sooners outscored the Hornets 30-7 off turnovers.

## PREVIEWING ORAL ROBERTS

► After losing its first two games of the season at West Virginia (78-71) and versus Texas-San Antonio (78-77), Oral Roberts has reeled off six straight victories. The Golden Eagles used a 16-2 run over the final 4:28 to win 61-55 this past Saturday at home against Southern Utah in their Summit League opener. Their five starters each average at least 29.5 minutes per game.

► A heavy favorite to win the Summit League (it received 27 of 32 first-place votes in the conference's preseason poll), ORU is outscoring its opponents by 8.1 a game (70.4-62.2) and is outrebounding them by an average of 6.9 boards.

► Oral Roberts had five players named to the first or second All-Summit League preseason teams. Senior forwards **Dominique Morrison** and **Michael Craion** were first-team picks. Morrison is averaging a team-high 16.4 points per game to go along with 3.8 rebounds. He scored 30 points in a six-point win over SMU and has already attempted 53 free throws on the year (shooting .774). Craion averages 12.9 points and team highs of 7.8 rebounds and 3.0 steals per contest. He is shooting .565 from the field.

► Sophomore forward **Steven Roundtree**, junior guard **Warren Niles** and junior forward/center **Damen Bell-Holter** were second-team preseason all-conference selections. Last year's Summit League Newcomer of the Year, Roundtree averages 12.8 points and 7.6 points while shooting a team-best .578 from the floor. Niles contributes 11.8 points, 4.1 boards and 3.0 assists per outing and has made a team-high 13 treys (shooting .265 from deep). Bell-Holter played eight minutes in the opener at West Virginia then missed the next five games due to a back injury. He is averaging 28.0 minutes the last two outings and is coming off an 11-point, 11-rebound performance against Southern Utah.

► Head coach **Scott Sutton** is 229-157 (.593) in his 13th year as a collegiate head coach, all at ORU. He is the school's career wins leader.

## OU-ORAL ROBERTS SERIES HISTORY

Thursday's game will mark the 13th between Oklahoma and Oral Roberts, with the Sooners owning a 10-2 series advantage and winning each of the last 10 meetings. Nine of OU's 10 wins in the series have come by double digits. ORU's two victories against the Sooners came in the 1976-77 (64-58 in Norman) and 1976-77 (68-50 in Tulsa) seasons. See page 67 in the Oklahoma media guide for more series information.

## LAST YEAR VS. THE GOLDEN EAGLES (BOX SCORE ON PAGE 11 OF THESE NOTES)

► Oklahoma overcame three different 13-point first-half deficits to post a 73-60 home win over the Golden Eagles on Dec. 11, 2010. Trailing 24-12, OU closed the first half with a 22-2 run over the last 9:55 to lead 34-26 at the break. ORU went 0-for-12 from the field the last 10 minutes of the half after it started 8-for-11. It went a span of 9:19 without scoring a point.

► Five Sooners scored in double figures. **Steven Pledger** was 4-for-6 from 3-point range and finished with a team-high 19 points. He hit three treys in the span of two and a half minutes during OU's 22-2 first-half run.

► **Cameron Clark** registered 17 points and three steals. He played all 40 minutes and was 8-for-11 from the field. **Andrew Fitzgerald** finished with 14 points and a team-high eight rebounds, **Carl Blair** tallied 12 points and a game-high nine assists, and **Cade Davis** added 10 points and six rebounds.

► OU outscored ORU 13-3 in fast break points, and the Sooners' 13-rebound advantage (39-26) wound up as its largest of the season.

► **Warren Niles** came off the bench to score a game-high 22 points for the Golden Eagles. He hit six 3-pointers on 11 attempts. **Dominique Morrison** and **Steven Roundtree** added 11 points each, while **Damen Bell-Holter** scored 10.

## CRUTCHFIELD FACES FORMER TEAM

First-year Oklahoma assistant coach **Chris Crutchfield** spent the previous four seasons as an assistant coach for **Scott Sutton** at Oral Roberts. Crutchfield helped the Golden Eagles to an average of 20 wins per year and postseason appearances in 2008 (NCAA Tournament) and 2011 (CollegeInsider.com Tournament).



**AP Top 25 Poll****December 5**

School	Record
1. Kentucky (47)	8-0
2. Ohio State (18)	8-0
3. Syracuse	8-0
4. North Carolina	6-2
5. Louisville	7-0
<b>6. Baylor</b>	<b>7-0</b>
7. Duke	7-1
8. Xavier	6-0
9. Connecticut	7-1
<b>10. Missouri</b>	<b>7-0</b>
11. Marquette	7-0
12. Florida	5-2
<b>13. Kansas</b>	<b>5-2</b>
14. Wisconsin	6-2
15. Pittsburgh	7-1
16. Alabama	7-1
17. Mississippi State	8-1
18. Georgetown	7-1
19. Creighton	7-0
20. Michigan	6-2
21. Memphis	4-2
<b>22. Texas A&amp;M</b>	<b>6-1</b>
23. Gonzaga	5-1
24. Illinois	8-0
25. Harvard	8-0

**ESPN/USA Today Top 25 Poll****December 5**

School	Record
1. Kentucky (19)	8-0
2. Ohio State (11)	8-0
3. Syracuse (1)	8-0
4. Louisville	7-0
5. Duke	7-1
6. North Carolina	6-2
7. <b>Baylor</b>	7-0
8. Xavier	6-0
9. Connecticut	7-1
<b>10. Missouri</b>	<b>7-0</b>
11. Marquette	7-0
12. Florida	5-2
<b>13. Kansas</b>	<b>5-2</b>
14. Pittsburgh	7-1
15. Alabama	7-1
16. Wisconsin	6-2
17. Creighton	7-0
18. Mississippi State	8-1
19. Michigan	6-2
20. Memphis	4-2
21. Georgetown	7-1
22. Gonzaga	5-1
23. Illinois	8-0
24. Harvard	8-0
<b>25. Texas A&amp;M</b>	<b>6-1</b>

OU opponents and potential opponents in **bold****BUNCH OF HOMERS**

Oklahoma has dominated home non-conference games over the last decade, winning 88 of its last 90 non-league contests inside Lloyd Noble Center going back to Jan. 3, 2000 (good for a .978 winning percentage). Included was a streak of 49 non-conference home victories that was snapped by Villanova, 67-51, on Dec. 6, 2006. The only other home non-conference loss during the last 90 games was a 66-62 defeat at the hands of Stephen F. Austin in the 2007-08 season. The current win string stands at 30 games.

**THE OSBY SHOW**

Junior forward **Romero Osby** has begun his OU career with a bang following a two-year stint at Mississippi State where he averaged 4.2 points and 2.6 rebounds. The 6-8, 232-pounder, who sat out last season for the Sooners after transferring and was labeled the team's best player in practice by former head coach **Jeff Capel**, is averaging 11.3 points and a team-high 7.7 rebounds (ranks fourth in Big 12) in 26.3 minutes per contest through six outings. He is shooting .500 from the floor and .762 (16-for-21) from the free throw line while making two of his five 3-point attempts. He recorded double-doubles in each of OU's first two games, registering career highs of 17 points, 10 rebounds and four assists in 31 minutes versus Idaho State and 11 points and 10 boards against Coppin State in only 22 minutes. He ranks second in the Big 12 with his 3.8 offensive rebounds per game.

**PLEDGER A MODEL OF EFFICIENCY**

Junior guard **Steven Pledger** has been extremely productive in his five appearances and has almost doubled his points per minute from last year. Pledger is averaging 17.2 points in only 26.4 minutes per outing for a 26.1 40-minute scoring average. Last year, he averaged 10.9 points in 30.0 minutes a contest, good for a 13.6 40-minute average. Pledger is shooting .545 from the field to rank sixth in the Big 12 and .483 (14-for-29) from 3-point range to rank fourth in the league after posting respective marks of .393 and .350 last season. He also ranks fourth in the Big 12 in 3-pointers per game (2.8) and 12th in steals per outing (1.4).

Pledger entered this season with 106 career 3-pointers (**Terry Evans** and **Lawrence McKenzie** are the only Sooners to make more treys through their sophomore year).

**NEWELL TO TRANSFER**

Oklahoma head coach **Lon Kruger** announced last Thursday that sophomore guard **Calvin Newell** has decided to transfer. Newell, from Philadelphia, Pa., was OU's second-leading scorer this season at 13.0 points per game. He averaged 19.6 minutes a contest and shot .490 from the field, .385 from 3-point range (10-for-26) and .714 from the free throw line (5-for-7). Newell led the Sooners in scoring with a career-high 19 points against Idaho State in the Nov. 11 season opener and 18 points versus Washington State on Nov. 24. As a freshman last year, Newell averaged 3.5 points and 1.5 assists in 12.5 minutes a game.

**SOONER TIP INS**

- Oklahoma entered the week ranked No. 7 nationally (out of 338 Division I teams) in rebounding margin (+9.8), No. 34 in 3-point field goal percentage (.407), No. 37 in scoring (79.0 ppg) and No. 42 in turnover margin (+3.8).
- Oklahoma has recorded 23 dunks in its six games and junior forward **Romero Osby** has 12 of them.
- Osby and fellow junior forward **Andrew Fitzgerald** have each taken three charges. The Sooners have totaled 11 charges taken.
- Fitzgerald is averaging more rebounds per game this year than last year (5.8 to 5.0), despite averaging 7.3 fewer minutes per contest.
- In three home games, **Steven Pledger** (6-for-11), **Carl Blair** (6-for-12) and **Tyler Neal** (5-for-11) are shooting a combined .500 from 3-point range (17-for-34). Pledger is shooting .632 (12-for-19) from the field at Lloyd Noble Center this season.
- Last year, Pledger averaged 15.4 points in OU's wins and 7.4 points in its losses. This year, the junior guard is averaging 18.3 points in wins (he missed the season-opening victory) and was held to 11 points in the loss to Saint Louis.
- Senior **C.J. Washington's** three assists against Coppin State on Nov. 18 were more than he had all of last season (two).

**QUANTIFYING OU'S BASKETBALL TRADITION**

- This is the 105th season of Oklahoma varsity basketball (the program's first game was Nov. 26, 1907).
- OU owns a 1,530-979 (.610) all-time record, ranking it 30th in NCAA Division I history in wins and 41st in winning percentage.
- Oklahoma has participated in four NCAA Final Fours (1939, 1947, 1988 and 2002) and in two NCAA championship games (it lost to Holy Cross in 1947 and to Kansas in 1988).
- OU has made 26 NCAA Tournament appearances and seven postseason NIT showings. Its has made 22 NCAA Tournament appearances over the last 29 years.
- Oklahoma has made 27 postseason appearances over the last 30 years (22 NCAA Tournaments and five NITs).
- The Sooners have won 14 regular season conference championships (most recently in 2005) and seven conference tournament titles (including the 2001, 2002 and 2003 Big 12 crowns).
- The Sooners posted the eighth best NCAA Division I winning percentage (.731) in the 1980s and the eighth best (.738) in the 2000s.
- Twenty different Sooners have earned All-America honors a total of 30 times. They have earned consensus first-team All-America acclaim nine times and consensus second-team honors on four occasions.
- **Wayman Tisdale** was a three-time consensus first-team All-American during his three seasons at OU (1983-85).
- Oklahoma players have earned first-team all-conference accolades a total of 73 times.
- The Sooners own a winning record against eight of the other nine members of the Big 12 Conference (Kansas is the only league program with a series lead against OU).
- OU has played its home games in four different venues: the OU Gymnasium (1907-1919), the R.O.T.C. Armory (1919-1928), the OU Field House (1928-75) and Lloyd Noble Center (1975-present).

# PLAYER NOTES

## 1 SAM GROOMS (6-1, 203, JUNIOR, GUARD)

- ▶ Averaging 7.5 points, 3.7 boards and 5.0 assists in team-high 28.7 minutes a contest.
- ▶ Ranks third in Big 12 in assists and second in assist-to-turnover ratio (3.0).
- ▶ Recorded 17 assists and 4 turnovers in three 76 Classic games Nov. 24-27 (4.3 ratio).
- ▶ Finished with 11 points, six rebounds and eight assists in OU debut vs. Idaho State.
- ▶ Point guard who transferred from Chipola College in Florida.
- ▶ Rated as nation's third-best junior college player in 2010-11 by JucoRecruiting.com.
- ▶ Started 50 games in his two seasons at Chipola (averaged 11.1 points, 5.9 assists last year).

## 2 STEVEN PLEDGER (6-4, 222, JUNIOR, GUARD)

- ▶ Averaging 17.2 points (team high), 3.0 rebounds and 2.0 assists in 26.4 minutes a game.
- ▶ Ranks fourth in Big 12 in scoring, 3-point FG percentage (.483) and treys per game (2.8).
- ▶ Shooting .632 from field and .545 (6-for-11) from 3-point range at home.
- ▶ Averaging 26.1 points per 40 minutes (averaged 13.6 points per 40 minutes last year).
- ▶ Named to 76 Classic all-tourney team after averaging 17.0 points on .444 3-point shooting.
- ▶ Had 26 points (second most of career) and career-high 7 rebounds vs. Santa Clara Nov. 25.
- ▶ Scored 20 points in 20 minutes against Coppin State in season debut (team's second game).
- ▶ Suspended for opener vs. Idaho State (impermissible participation in summer pro-am game).
- ▶ Team's second-leading returning scorer from last season (10.9 points per game).
- ▶ Averaged a team-high 15.4 points in OU's wins last year compared to 7.4 points in losses.
- ▶ Shot .416 from 3-point range at home last year and .284 away from home.
- ▶ Scored a career-high 38 points (career highs of 12 field goals, 7 treys and 7 free throw makes) in overtime win at Iowa State last season (scored 17 of team's final 21 points).

## 3 T.J. FRANKLIN (5-11, 175, SENIOR, GUARD)

- ▶ Averaging 4.3 minutes in his four games this year (has scored 2 points).
- ▶ Played a career-high 9 minutes Friday vs. Sacramento State (2 points, 1 assist, 1 steal).
- ▶ A walk-on point guard who is the only fourth-year player on team.
- ▶ Played a total of 16 minutes last year (12 games) and scored four points.
- ▶ Helped North Crowley HS (Fort Worth, Texas) to 38-1 record and 2008 Class 5A state title.
- ▶ Voted by teammates as squad's hardest worker, best leader by example, most impressive in the weight room, fastest from baseline to baseline and best video game player.
- ▶ An information studies major at OU who graduated No. 7 in his high school class.

## 4 ANDREW FITZGERALD (6-8, 247, JUNIOR, FORWARD)

- ▶ Averaging 9.2 points to go along with 5.8 rebounds (ranks second on team) per game.
- ▶ Coming off a season-high 13-point game against Sacramento State (6-for-8 from field).
- ▶ Averaging 0.8 more boards per game than last year despite playing 7.3 less minutes a contest.
- ▶ Averaged 7.3 boards in three 76 Classic games (tied for second most in tournament).
- ▶ OU's leading returning scorer (12.6) and rebounder (5.0) from last season. Also led team with his 21 blocked shots and 34 steals in an average of 30.8 minutes per game.
- ▶ An honorable mention All-Big 12 selection as a sophomore last season.
- ▶ Shot .486 from the field last year to lead all Sooners who averaged at least one made FG.
- ▶ Started all 32 games last year and scored at least 10 points 22 times (at least 20 four times).
- ▶ Arrived at OU in summer 2009 weighing 273 pounds but entered 2011-12 season at 247.

## 5 C.J. WASHINGTON (6-7, 230, SENIOR, FORWARD)

- ▶ Averaging 2.0 points and 3.4 rebounds in 11.2 minutes a game (DNP in season opener).
- ▶ Leads team in rebounds per minute (40-minute projection is 12.1 boards).
- ▶ Had 3 assists vs. Coppin State in his first game of year, more than he had all of last season (2).
- ▶ Came off bench in each of his 31 games last year and averaged 2.5 points and 3.1 rebounds.
- ▶ Shot .677 (21-for-31) from the field over season's last 20 outings (.510 on the year).
- ▶ Led team in rebounds per minute (10.4 per game when projected to 40 minutes).
- ▶ A first-team junior college All-American at Connors State College (Warner, Okla.) in 2009-10 when he averaged 19.3 points, a school-record 13.0 rebounds and 1.8 block per game.
- ▶ Named the 2010 Region II Junior College Player of the Year and Region II Tournament MVP.
- ▶ Recorded 25 double-doubles in his 32 games (including a stretch of 14 straight).

## 13 JAMES FRASCHILLA (5-10, 142, FRESHMAN, GUARD)

- ▶ A walk-on point guard from Dallas, Texas, who has made one appearance this year (2 min.).
- ▶ Helped Highland Park HS to a 22-8 record last year and a District 10-4A championship.
- ▶ Averaged 5.9 points, 5.0 assists and 2.7 steals as a senior to earn all-district honors.
- ▶ Voted by teammates as the Sooner who would make the best college head coach.
- ▶ Son of ESPN analyst and former college head coach Fran Fraschilla.

## 14 CARL BLAIR (6-2, 205, JUNIOR, GUARD)

- ▶ Averaging 4.7 points, 2.0 rebounds and 2.5 assists in 15.3 minutes a game.
- ▶ Started season opener vs. Idaho State (season highs of 12 points, 6 rebounds, 5 assists).
- ▶ Shot .250 from 3-point range last year (14-for-56) but is already 7-for-15 this year (.467).
- ▶ Played in 30 of team's 32 games last year and made 25 starts (including last 22 contests).
- ▶ Averaged 7.5 points and team-high 4.7 assists in 27.6 minutes a game.
- ▶ Assists average ranked third in Big 12.
- ▶ Led Sooners in assists in 21 games, including nine of the last 10.
- ▶ Transfer from New Orleans who averaged 9.2 points, 4.4 rebounds and 3.7 assists in 2009-10.
- ▶ Recorded triple-double at New Orleans (13 points, 10 rebounds and 11 assists).

## 15 TYLER NEAL (6-7, 227, SOPHOMORE, FORWARD)

- ▶ Has come off the bench to average 5.5 points and 3.2 boards in 14.8 minutes an outing.
- ▶ Is 7-for-16 from 3-point range (.438) and 6-for-6 from free throw line.
- ▶ Scored season-high 9 points against Coppin State Nov. 11 (career-high 3 treys on 6 attempts).
- ▶ Played in 26 of team's 32 games last year as a freshman and made six starts.
- ▶ Averaged 4.2 points and 2.3 rebounds in 12.5 minutes a game (13.5 points and 7.5 boards per 40 minutes).
- ▶ One of team's better free throw shooters last year (.814).
- ▶ Scored a career-high 16 points and pulled down six rebounds vs. Virginia in Maui Invitational.
- ▶ Earned state-player-of-the-year honors from Gatorade, the Oklahoma Coaches Association and The Oklahoman as a high school senior at Putnam City West.

## 21 CAMERON CLARK (6-6, 198, SOPHOMORE, GUARD)

- ▶ Averaged 3.0 points in first two games (3-for-18 FGs); averaging 13.5 in four games since.
- ▶ Has scored in double figures each of the last four games (shooting .500 during stretch).
- ▶ Averaging 16.0 points last two games (season-high 18 vs. Sacramento State on Friday).
- ▶ Coming off a productive freshman season in which he started all 32 games.
- ▶ Ranked fourth on team in scoring (9.3 ppg) and third in rebounding (4.5 rpg) last year.
- ▶ Ranked eighth in Big 12 (second among freshmen) with his 33.6 minutes per game.
- ▶ Scored in double figures 14 times and netted at least 25 points twice.
- ▶ Averaged 13.1 points in wins and 6.3 points in losses.
- ▶ Played at least 40 minutes on seven occasions.
- ▶ Ranked No. 32 as a high school senior by ESPN, No. 34 by Rivals.com and No. 39 by Scout.com.

## 24 ROMERO OSBY (6-8, 232, JUNIOR, FORWARD)

- ▶ Averaging 11.3 points and team-high 7.7 rebounds in 26.3 minutes a game.
- ▶ Ranks fifth in Big 12 in rebounding and second in offensive rebounding (3.5 per game).
- ▶ Has pulled down 10 rebounds in three of six games.
- ▶ Registered career highs of 17 points, 10 boards and four assists in opener vs. Idaho State and followed with another double-double (11 points, 10 rebounds) vs. Coppin State.
- ▶ Sat out last season after transferring from Mississippi State University.
- ▶ Averaged 4.2 points and 2.6 rebounds in 12.8 minutes a game during his two seasons at MSU.
- ▶ Played in 35 of 36 games as a sophomore (three starts) and averaged 4.3 points and 2.6 boards.
- ▶ A two-time high school all-state performer in Mississippi who was rated No. 57 nationally by Rivals.com and No. 70 by Scout.com.

## 31 BARRY HONORÉ (6-7, 270, SENIOR, FORWARD)

- ▶ Averaging 1.0 point, 0.7 boards and 0.7 blocks in 3.7 minutes a game.
- ▶ Provided big second-half spark off bench on both ends of floor in opener vs. Idaho State.
- ▶ A walk-on who transferred from Southern University and is one of three seniors on the team.
- ▶ Averaged 1.2 points and 1.0 rebound in 5.7 minutes a game last year (shot .632 from field).
- ▶ Named 2008 Southwestern Athletic Conference Freshman of the Year after averaging 8.8 points and 5.1 rebounds a game at Southern.
- ▶ Started 54 of his 60 games during his two-year career at Southern.

## 32 CASEY ARENT (6-10, 227, JUNIOR, CENTER)

- ▶ Averaging 2.7 points and 3.2 boards in 11.7 minutes per outing (shooting .438 from field).
- ▶ Nine of his 19 rebounds are offensive (47 percent).
- ▶ A junior college transfer who is the tallest player on the team.
- ▶ Rated as the nation's 22nd-best juco player last year by JucoRecruiting.com.
- ▶ Earned first-team All-Big 8 and first-team all-state honors as a sophomore last year at Sierra College in Rocklin, Calif.
- ▶ Averaged 19.1 points and 11.4 rebounds per game last season (17 double-doubles).

# SEASON STATISTICS

#	Player	gp-gs	min	avg	Total		3-Point		F-Throw		Rebounds					pf	dq	a	to	blk	stl	pts	avg	
					fg-fga	fg%	3fg-fga	3fg%	ft-fa	ft%	off	def	tot	avg										
02	Pledger, Steven	5-5	132	26.4	30-55	.545	14-29	.483	12-15	.800	6	9	15	3.0	14	0	10	4	0	7	86	17.2		
11	Newell, Calvin	5-0	98	19.6	25-51	.490	10-26	.385	5-7	.714	3	5	8	1.6	4	0	4	4	0	3	65	13.0		
24	Osby, Romero	6-6	158	26.3	25-50	.500	2-5	.400	16-21	.762	21	25	46	7.7	10	0	8	7	4	3	68	11.3		
21	Clark, Cameron	6-6	151	25.2	25-62	.403	3-9	.333	7-15	.467	8	12	20	3.3	12	0	10	8	6	6	60	10.0		
04	Fitzgerald, Andrew	6-6	141	23.5	22-48	.458	0-0	.000	11-15	.733	13	22	35	5.8	16	0	1	5	5	5	55	9.2		
01	Grooms, Sam	6-6	172	28.7	11-34	.324	3-11	.273	20-30	.667	6	16	22	3.7	12	0	30	10	0	6	45	7.5		
15	Neal, Tyler	6-0	89	14.8	10-23	.435	7-16	.438	6-6	1.000	6	13	19	3.2	10	0	3	5	1	2	33	5.5		
14	Blair, Carl	6-1	92	15.3	7-19	.368	7-15	.467	7-10	.700	3	9	12	2.0	10	0	15	17	0	5	28	4.7		
32	Arent, Casey	6-0	70	11.7	7-16	.438	0-0	.000	2-2	1.000	9	10	19	3.2	9	0	1	9	2	3	16	2.7		
05	Washington, C.J.	5-0	56	11.2	5-10	.500	0-0	.000	0-0	.000	4	13	17	3.4	4	0	4	2	3	0	10	2.0		
31	Honore, Barry	6-0	22	3.7	2-4	.500	0-0	.000	2-2	1.000	3	1	4	0.7	2	0	0	3	4	0	6	1.0		
03	Franklin, T.J.	4-0	17	4.3	1-4	.250	0-2	.000	0-0	.000	0	1	1	0.3	2	0	1	2	0	2	2	0.5		
13	Fraschilla, James	1-0	2	2.0	0-0	.000	0-0	.000	0-0	.000	0	0	0	0.0	1	0	0	0	0	0	0	0.0		
Team											16	9	25											
Total.....		6	1200		170-376	.452	46-113	.407	88-123	.715	98	145	243	40.5	106	0	87	76	25	42	474	79.0		
Opponents.....		6	1200		142-326	.436	52-135	.385	71-102	.696	59	125	184	30.7	117	4	96	99	9	32	407	67.8		

TEAM STATISTICS	OU	OPP	Date	Opponent	Score	Att.
SCORING	474	407	11/11/11	IDAHO STATE	w 78-74	7622
Points per game	79.0	67.8	11/18/11	COPPIN STATE	w 92-65	7460
Scoring margin	+11.2	-	11/24/11	vs Washington State	w 74-59	1457
FIELD GOALS-ATT	170-376	142-326	11/25/11	vs Santa Clara	w 85-73	1777
Field goal pct	.452	.436	11/27/11	vs Saint Louis	L 63-83	2637
3 POINT FG-ATT	46-113	52-135	12/02/11	SACRAMENTO STATE	w 82-53	7460
3-point FG pct	.407	.385				
3-pt FG made per game	7.7	8.7				
FREE THROWS-ATT	88-123	71-102				
Free throw pct	.715	.696				
F-Throws made per game	14.7	11.8				
REBOUNDS	243	184				
Rebounds per game	40.5	30.7				
Rebounding margin	+9.8	-				
ASSISTS	87	96				
Assists per game	14.5	16.0				
TURNOVERS	76	99				
Turnovers per game	12.7	16.5				
Turnover margin	+3.8	-				
Assist/turnover ratio	1.1	1.0				
STEALS	42	32				
Steals per game	7.0	5.3				
BLOCKS	25	9				
Blocks per game	4.2	1.5				
ATTENDANCE	22542	5871				
Home games-Avg/Game	3-7514	0-0				
Neutral site-Avg/Game	-	3-1957				

Score by Periods	1st	2nd	Totals
Oklahoma	228	246	474
Opponents	180	227	407

# SEASON RESULTS

Date	Opponent	Score	W/L	Attend.	Points Leader	Rebounds Leader	Assists Leader
11/11	Idaho State	78-74	W	7,622	Newell ..... 19	Osby ..... 10	Grooms ..... 8
11/18	Coppin State	92-65	W	7,460	Pledger ..... 20	Osby ..... 10	Blair, Clark ..... 4
11/24	vs. Washington State #	74-59	W	1,457	Newell ..... 18	Fitzgerald ..... 7	Grooms ..... 10
11/25	vs. Santa Clara #	85-73	W	1,777	Pledger ..... 26	Fitzgerald ..... 13	Grooms ..... 6
11/27	vs. Saint Louis #	63-83	L	2,637	Clark, Osby ..... 14	Clark, Osby ..... 6	Pledger ..... 2
12/2	Sacramento State	82-53	W	7,460	Clark ..... 18	Blair ..... 5	Pledger ..... 5
12/8	Oral Roberts						
12/10	Arkansas						
12/17	vs. Houston \$						
12/21	South Carolina State						
12/29	at Cincinnati %						
12/31	Northwestern State						
1/3	at Missouri						
1/7	Kansas						
1/9	at Oklahoma State						
1/14	Kansas State						
1/17	Texas Tech						
1/21	at Texas A&M						
1/24	Baylor						
1/28	at Kansas State						
2/1	at Kansas						
2/4	Iowa State						
2/6	Missouri						
2/11	at Texas Tech						
2/14	Texas						
2/18	at Iowa State						
2/22	Oklahoma State						
2/25	at Baylor						
2/29	at Texas						
3/3	Texas A&M						

Associated Press rankings in parentheses

# 76 Classic (Anaheim, Calif.)

\$ All-College Classic (Oklahoma City, Okla.)

% at U.S. Bank Arena

Record Summary	Overall	Home	Away	Neutral
All Games	5-1	3-0	0-0	2-1
Big 12 Games	0-0	0-0	0-0	0-0
Non-Conference Games	5-1	3-0	0-0	2-1

# POINTS-REBOUNDS-ASSISTS

Date	Opponent	1 GROOMS	2 PLEDGER	3 FRANKLIN	4 FTZGERLD	5 WASHGTON	11 NEWELL	13 FRASCH.	14 BLAIR	15 NEAL	21 CLARK	24 OSBY	31 HONORÉ	32 ARENT
11/11	Idaho State	<u>11-6-8</u>	DNP	0-0-0	<u>7-1-0</u>	DNP	19-2-0	DNP	<u>12-6-5</u>	4-7-1	<u>2-3-0</u>	<u>17-10-4</u>	2-0-0	4-1-0
11/18	Coppin State	<u>4-4-1</u>	<u>20-2-3</u>	0-0-0	<u>10-8-0</u>	6-8-3	14-2-1	0-0-0	6-0-4	9-3-1	<u>4-4-4</u>	<u>11-10-0</u>	2-3-0	6-9-1
11/24	vs. Washington State #	<u>9-1-10</u>	<u>14-2-0</u>	0-0-1	<u>9-7-0</u>	0-2-0	18-1-3	DNP	0-0-0	2-3-0	<u>11-2-1</u>	<u>9-6-0</u>	0-0-0	2-3-0
11/25	vs. Santa Clara #	<u>12-5-6</u>	<u>26-7-0</u>	DNP	<u>12-13-0</u>	0-4-0	8-2-0	DNP	2-0-2	3-2-0	<u>11-2-1</u>	<u>9-10-1</u>	0-0-0	2-2-0
11/27	vs. Saint Louis #	<u>0-2-1</u>	<u>11-3-2</u>	DNP	<u>4-2-0</u>	14-6-1	6-1-0	DNP	3-1-1	7-1-0	<u>14-6-1</u>	<u>14-6-0</u>	0-0-0	2-1-0
12/2	Sacramento State	<u>9-4-4</u>	<u>15-1-5</u>	2-0-1	<u>13-4-1</u>	2-1-1	**	DNP	5-5-3	8-3-1	<u>18-3-3</u>	<u>8-4-3</u>	2-1-0	0-3-0
12/8	Oral Roberts													
12/10	Arkansas													
12/17	vs. Houston \$													
12/21	South Carolina State													
12/29	at Cincinnati %													
12/31	Northwestern State													
1/3	at Missouri													
1/7	Kansas													
1/9	at Oklahoma State													
1/14	Kansas State													
1/17	Texas Tech													
1/21	at Texas A&M													
1/24	Baylor													
1/28	at Kansas State													
2/1	at Kansas													
2/4	Iowa State													
2/6	Missouri													
2/11	at Texas Tech													
2/14	Texas													
2/18	at Iowa State													
2/22	Oklahoma State													
2/25	at Baylor													
2/29	at Texas													
3/3	Texas A&M													

Associated Press rankings in parentheses

# 76 Classic (Anaheim, Calif.)

\$ All-College Classic (Oklahoma City, Okla.)

% at U.S. Bank Arena

\*\* Left team

## MISCELLANEOUS STATS

### Dunks

Romero Osby.....	12
Cameron Clark.....	4
Andrew Fitzgerald.....	2
Tyler Neal.....	2
Steven Pledger.....	2
Casey Arent.....	1
Calvin Newell.....	1

### Charges Taken

Andrew Fitzgerald.....	3
Romero Osby.....	3
Casey Arent.....	1
Cameron Clark.....	1
T.J. Franklin.....	1
Steven Pledger.....	1
C.J. Washington.....	1



# GAME-BY-GAME TEAM STATS

	FG-A	Pct.	3FG-A	Pct.	FT-A	Pct.	O/D/T	PF	A	TO	B	S	1	2	TP
Idaho State	28-60	.467	7-24	.292	11-17	.647	12/25/37	30	22	20	0	7	34	40	74
at Oklahoma	23-63	.365	8-23	.348	24-33	.727	18/23/41	20	18	15	6	8	31	47	78
Coppin State	20-55	.364	9-33	.273	16-27	.593	10/17/27	14	13	15	2	8	23	42	65
at Oklahoma	36-79	.456	10-24	.417	10-13	.769	28/33/61	21	18	15	5	5	42	50	92
Oklahoma #	27-60	.450	9-20	.450	11-18	.611	13/19/32	14	14	11	3	7	38	36	74
vs. Washington State #	22-52	.423	7-17	.412	8-11	.727	13/22/35	18	12	22	3	5	40	19	59
Santa Clara #	24-68	.353	14-33	.424	11-13	.846	12/21/33	24	17	9	2	4	19	54	73
vs. Oklahoma #	28-60	.467	5-16	.313	24-32	.750	15/34/49	18	10	11	4	1	42	43	85
Saint Louis #	29-48	.604	9-17	.529	16-20	.800	5/24/29	17	19	11	1	1	39	44	83
vs. Oklahoma #	25-60	.417	3-10	.300	10-15	.667	15/16/31	22	5	12	1	5	30	33	63
Sacramento State	19-43	.442	6-11	.545	9-14	.643	7/16/23	14	13	22	1	7	25	28	53
at Oklahoma	31-54	.574	11-20	.550	9-12	.750	9/20/29	11	22	12	6	16	45	37	82

Oral Roberts  
at Oklahoma

Arkansas  
at Oklahoma

Houston §  
vs. Oklahoma

South Carolina State  
at Oklahoma

Oklahoma %  
at Cincinnati %

Northwestern State  
at Oklahoma

Oklahoma  
at Missouri

Kansas  
at Oklahoma

Oklahoma  
at Oklahoma State

Kansas State  
at Oklahoma

Texas Tech  
at Oklahoma

Oklahoma  
at Texas A&M

Baylor  
at Oklahoma

Oklahoma  
at Kansas State

Oklahoma  
at Kansas

Iowa State  
at Oklahoma

Missouri  
at Oklahoma

Oklahoma  
at Texas Tech

Texas  
at Oklahoma

Oklahoma  
at Iowa State

Oklahoma State  
at Oklahoma

Oklahoma  
at Baylor

Oklahoma  
at Texas

Texas A&M  
at Oklahoma

Associated Press rankings in parentheses

# 76 Classic (Anaheim, Calif.)

§ All-College Classic (Oklahoma City, Okla.)

% at U.S. Bank Arena

# INDIVIDUAL HIGHS

## OKLAHOMA HIGHS

<b>Points</b>	26, Steven Pledger vs. Santa Clara (11/25)
<b>Field Goals</b>	10, Steven Pledger vs. Santa Clara (11/25)
<b>Field Goal Attempts</b>	15, Steven Pledger vs. Santa Clara (11/25)
<b>Field Goal Pct.</b> (min. 7 made)	.667 (10-for-15), Steven Pledger vs. Santa Clara (11/25)
<b>3-Point Field Goals</b>	4, Steven Pledger vs. Santa Clara (11/25) 4, Calvin Newell vs. Washington State (11/24) 4, Calvin Newell vs. Idaho State (11/11)
<b>3-Point Field Goal Attempts</b>	11, Calvin Newell vs. Idaho State (11/11)
<b>3-Point Field Goal Pct.</b> (min. 4 made)	.500 (4-for-8), Steven Pledger vs. Santa Clara (11/25) .500 (4-for-8), Calvin Newell vs. Washington State (11/24)
<b>Free Throws</b>	8, Sam Grooms vs. Santa Clara (11/25)
<b>Free Throw Attempts</b>	12, Sam Grooms vs. Santa Clara (11/25)
<b>Free Throw Pct.</b>	1.000 (4-for-4), Steven Pledger vs. Sacramento State (12/2) 1.000 (4-for-4), Tyler Neal vs. Saint Louis (11/27) 1.000 (4-for-4), Andrew Fitzgerald vs. Santa Clara (11/25)
<b>Rebounds</b>	13, Andrew Fitzgerald vs. Santa Clara (11/25)
<b>Assists</b>	10, Sam Grooms vs. Washington State (11/24)
<b>Turnovers</b>	4, Carl Blair vs. Saint Louis (11/27) 4, Carl Blair vs. Coppin State (11/18)
<b>Blocked Shots</b>	3, Cameron Clark vs. Sacramento State (12/2)
<b>Steals</b>	3, Andrew Fitzgerald vs. Sacramento State (12/2) 3, Sam Grooms vs. Sacramento State (12/2) 3, Steven Pledger vs. Sacramento State (12/2) 3, Steven Pledger vs. Washington State (11/24)

## OPPONENT HIGHS

<b>Points</b>	27, Evan Rocquemoire, Santa Clara (11/25)
<b>Field Goals</b>	9, Brian Conklin, Saint Louis (11/27)
<b>Field Goal Attempts</b>	19, Kevin Foster, Santa Clara (11/25)
<b>Field Goal Pct.</b> (min. 7 made)	.818 (9-for-11), Brian Conklin, Saint Louis (11/27)
<b>3-Point Field Goals</b>	7, Evan Rocquemoire, Santa Clara (11/25)
<b>3-Point Field Goal Attempts</b>	11, Evan Rocquemoire, Santa Clara (11/25)
<b>3-Point Field Goal Pct.</b> (min. 4 made)	.800 (4-for-5), Cody Ellis, Saint Louis (11/27)
<b>Free Throws</b>	7, Brian Conklin, Saint Louis (11/27)
<b>Free Throw Attempts</b>	10, Tony Gallo vs. Coppin State (11/18)
<b>Free Throw Pct.</b>	1.000 (7-for-7), Brian Conklin, Saint Louis (11/27)
<b>Rebounds</b>	15, Mike Scott, Virginia (11/23)
<b>Assists</b>	10, Evan Rocquemoire, Santa Clara (11/25)
<b>Turnovers</b>	7, Dylan Garrity, Sacramento State (12/2)
<b>Blocked Shots</b>	1, 9 players
<b>Steals</b>	3, Kevin Foster, Santa Clara (11/25) 3, Chase Grabau, Idaho State (11/11) 3, Melvin Morgan, Idaho State (11/11)

## OKLAHOMA'S TOP INDIVIDUAL PERFORMANCES

### POINTS

26.....	Steven Pledger vs. Santa Clara (11/25)
20.....	Steven Pledger vs. Coppin State (11/18)
19.....	Calvin Newell vs. Idaho State (11/11)
18.....	Cameron Clark vs. Sacramento State (12/2)
18.....	Calvin Newell vs. Washington State (11/24)
17.....	Romero Osby vs. Idaho State (11/11)

### REBOUNDS

13.....	Andrew Fitzgerald vs. Santa Clara (11/25)
10.....	Romero Osby vs. Santa Clara (11/25)
10.....	Romero Osby vs. Coppin State (11/18)
10.....	Romero Osby vs. Idaho State (11/11)
9.....	Casey Arent vs. Coppin State (11/18)
8.....	Andrew Fitzgerald vs. Coppin State (11/18)

### ASSISTS

10.....	Sam Grooms vs. Washington State (11/24)
8.....	Sam Grooms vs. Idaho State (11/11)
6.....	Sam Grooms vs. Santa Clara (11/25)
5.....	Steven Pledger vs. Sacramento State (12/2)
5.....	Carl Blair vs. Idaho State (11/11)

### BLOCKED SHOTS

3.....	Cameron Clark vs. Sacramento State (12/2)
2.....	C.J. Washington vs. Sacramento State (12/2)
2.....	Andrew Fitzgerald vs. Santa Clara (11/25)
2.....	Cameron Clark vs. Coppin State (11/18)
2.....	Barry Honoré vs. Idaho State (11/11)
2.....	Romero Osby vs. Idaho State (11/11)
2.....	Andrew Fitzgerald vs. Idaho State (11/11)

### STEALS

3.....	Andrew Fitzgerald vs. Sacramento State (12/2)
3.....	Sam Grooms vs. Sacramento State (12/2)
3.....	Steven Pledger vs. Sacramento State (12/2)
3.....	Steven Pledger vs. Washington State (11/24)

### 3-POINT FIELD GOALS

4.....	Steven Pledger vs. Santa Clara (11/25)
4.....	Calvin Newell vs. Washington State (11/24)
4.....	Calvin Newell vs. Idaho State (11/11)

### MINUTES

37.....	Sam Grooms vs. Idaho State (11/11)
35.....	Steven Pledger vs. Saint Louis (11/27)
33.....	Sam Grooms vs. Washington State (11/24)
32.....	Romero Osby vs. Santa Clara (11/25)
31.....	Steven Pledger vs. Santa Clara (11/25)

# LAST YEAR VS. ORAL ROBERTS

## Official Basketball Box Score -- Game Totals -- Final Statistics

### Oral Roberts vs Oklahoma

12/11/10 2 p.m. CT at Norman, Okla. (Lloyd Noble Center)

#### Oral Roberts 60 • 4-5

##	Player		Total	3-Ptr	Rebounds			PF	TP	A	TO	Blk	Stl	Min
			FG-FGA	FG-FGA	FT-FTA	Off	Def							
22	ROUNDTREE, Steven	f	3-7	0-0	5-6	1	5	6	5	11	0	0	0	22
45	MORRISON, Dominique	f	4-15	0-3	3-4	3	1	4	3	11	3	1	0	35
32	BELL-HOLTER, Damen	c	3-5	2-2	2-2	1	4	5	1	10	1	3	3	35
04	PEARSON, Roderick	g	1-2	0-1	0-0	0	0	0	2	2	4	5	0	19
44	McCLINTOCK, Hunter	g	1-5	1-4	0-0	0	3	3	0	3	3	5	0	23
05	MORTON, Tim		0-0	0-0	0-0	0	0	0	4	0	0	0	0	5
12	HOLDMAN, Ken		0-2	0-0	1-2	2	0	2	0	1	0	3	0	18
13	NILES, Warren		6-13	6-11	4-6	0	1	1	2	22	1	0	0	30
25	STOKES, Kyron		0-1	0-0	0-0	0	1	1	0	0	0	0	1	13
Team						1	3	4						
Totals			18-50	9-21	15-20	8	18	26	17	60	12	17	4	200

FG % 1st Half: 8-23 34.8% 2nd half: 10-27 37.0% Game: 18-50 36.0%  
 3FG % 1st Half: 3-7 42.9% 2nd half: 6-14 42.9% Game: 9-21 42.9%  
 FT % 1st Half: 7-10 70.0% 2nd half: 8-10 80.0% Game: 15-20 75.0%

Deadball  
Rebounds  
0

#### Oklahoma 73 • 5-5

##	Player		Total	3-Ptr	Rebounds			PF	TP	A	TO	Blk	Stl	Min
			FG-FGA	FG-FGA	FT-FTA	Off	Def							
04	Fitzgerald, Andrew	f	6-14	0-0	2-3	3	5	8	4	14	0	6	2	36
02	Pledger, Steven	g	6-11	4-6	3-3	2	3	5	4	19	3	2	0	28
11	Newell, Calvin	g	0-0	0-0	0-0	0	0	0	0	0	0	1	0	3
21	Clark, Cameron	g	8-11	1-3	0-0	1	3	4	0	17	1	3	1	40
34	Davis, Cade	g	3-8	1-2	3-4	1	5	6	3	10	3	1	1	38
05	Washington, C.J.		0-1	0-0	1-3	0	4	4	4	1	0	0	0	16
14	Blair, Carl		4-7	1-3	3-4	1	4	5	2	12	9	4	0	37
55	Thompson, Nick		0-1	0-0	0-0	0	0	0	1	0	0	1	0	2
Team						2	5	7						
Totals			27-53	7-14	12-17	10	29	39	18	73	16	18	4	200

FG % 1st Half: 12-24 50.0% 2nd half: 15-29 51.7% Game: 27-53 50.9%  
 3FG % 1st Half: 6-10 60.0% 2nd half: 1-4 25.0% Game: 7-14 50.0%  
 FT % 1st Half: 4-6 66.7% 2nd half: 8-11 72.7% Game: 12-17 70.6%

Deadball  
Rebounds  
3

Officials: Duke Edsall, Warren Evans, Roland Simmons

Technical fouls: Oral Roberts-None. Oklahoma-None.

Attendance: 8511

Estimated 4736

Score by periods	1st	2nd	Total
Oral Roberts	26	34	60
Oklahoma	34	39	73


Points	In Paint	Off T/O	2nd Chance	Fast Break	Bench
ORU	12	22	13	3	23
OU	30	16	11	13	13

Last FG - ORU 2nd-00:35, OU 2nd-00:45.

Largest lead - ORU by 13 1st-14:00, OU by 16 2nd-00:45.

Score tied - 1 time.

Lead changed - 1 time.



# 1 SAM GROOMS

6-1, 203, JUNIOR, GUARD  
GREENSBORO, N.C.  
(CHIPOLA JUNIOR COLLEGE [FLA.])

PTS	REB	AST	MIN
7.5	3.7	5.0	28.7

## GROOMS GAME BY GAME IN 2011-12

Date	Opponent	MIN	FG	3FG	FT	O-D-T	PF	A	TO	B	S	TP
N11	Idaho State	*37	2-10	0-2	7-8	3-3-6	3	8	2	0	2	11
N18	Coppin State	*23	1-6	0-3	2-4	2-2-4	2	1	3	0	0	4
N24	vs. Washington State	*33	3-6	1-1	2-4	1-0-1	2	10	1	0	1	9
N25	vs. Santa Clara	*27	2-6	0-3	8-12	0-5-5	1	6	1	0	0	12
N27	vs. Saint Louis	*24	0-1	0-0	0-0	0-2-2	4	1	2	0	0	0
D2	Sacramento State	*28	3-5	2-2	1-2	0-4-4	0	4	1	0	3	9
D8	Oral Roberts											
D10	Arkansas											
D17	vs. Houston											
D21	South Carolina State											
D29	at Cincinnati											
D31	Northwestern State											
J3	at Missouri											
J7	Kansas											
J9	at Oklahoma State											
J14	Kansas State											
J17	Texas Tech											
J21	at Texas A&M											
J24	Baylor											
J28	at Kansas State											
F1	at Kansas											
F4	Iowa State											
F6	Missouri											
F11	at Texas Tech											
F14	Texas											
F18	at Iowa State											
F22	Oklahoma State											
F25	at Baylor											
F29	at Texas											
M3	Texas A&M											

\* Starter

## GROOMS' CAREER HIGHS

Points	12 vs. Santa Clara (11/25/11)
Field Goals	3 vs. Washington State (11/24/11)
Field Goal Attempts	10 vs. Idaho State (11/11/11)
3-Point Field Goals	2 vs. Sacramento State (12/2/11)
3-Point Field Goal Attempts	3 (twice)
Free Throws Made	8 vs. Santa Clara (11/25/11)
Free Throw Attempts	12 vs. Santa Clara (11/25/11)
Rebounds	6 vs. Idaho State (11/11/11)
Assists	10 vs. Washington State (11/24/11)
Blocked Shots	None
Steals	3 vs. Sacramento State (12/2/11)
Minutes Played	37 vs. Idaho State (11/11/11)



# 2 STEVEN PLEDGER

6-4, 222, JUNIOR, GUARD  
CHESAPEAKE, VA.  
(ATLANTIC SHORES CHRISTIAN SCHOOL)

PTS	REB	FG%	MIN
17.2	3.0	.545	26.4

## PLEDGER GAME BY GAME IN 2011-12

Date	Opponent	MIN	FG	3FG	FT	O-D-T	PF	A	TO	B	S	TP
N11	Idaho State											
N18	Coppin State	*20	8-14	3-8	1-1	1-1-2	3	3	0	0	0	20
N24	vs. Washington State	*25	4-8	3-6	3-3	1-1-2	3	0	1	0	3	14
N25	vs. Santa Clara	*31	10-15	4-8	2-4	3-4-7	1	0	1	0	0	26
N27	vs. Saint Louis	*35	4-13	1-4	2-3	0-3-3	4	2	2	0	1	11
D2	Sacramento State	*21	4-5	3-3	4-4	1-0-1	3	5	0	0	3	15
D8	Oral Roberts											
D10	Arkansas											
D17	vs. Houston											
D21	South Carolina State											
D29	at Cincinnati											
D31	Northwestern State											
J3	at Missouri											
J7	Kansas											
J9	at Oklahoma State											
J14	Kansas State											
J17	Texas Tech											
J21	at Texas A&M											
J24	Baylor											
J28	at Kansas State											
F1	at Kansas											
F4	Iowa State											
F6	Missouri											
F11	at Texas Tech											
F14	Texas											
F18	at Iowa State											
F22	Oklahoma State											
F25	at Baylor											
F29	at Texas											
M3	Texas A&M											

\* Starter

## PLEDGER'S CAREER HIGHS

Points	38 vs. Iowa State (1/29/11)
Field Goals	12 vs. Iowa State (1/29/11)
Field Goal Attempts	20 vs. Iowa State (1/29/11)
3-Point Field Goals	7 vs. Iowa State (1/29/11)
3-Point Field Goal Attempts	14 vs. Houston (11/26/09)
Free Throws Made	7 vs. Iowa State (1/29/11)
Free Throw Attempts	8 (twice)
Rebounds	7 vs. Santa Clara (11/25/11)
Assists	6 (twice)
Blocked Shots	2 (twice)
Steals	3 (six times)
Minutes Played	44 vs. Iowa State (1/29/11)





## 3 T.J. FRANKLIN

5-11, 175, SENIOR, GUARD  
FORT WORTH, TEXAS  
(NORTH CROWLEY HS)

PTS	REB	AST	MIN
0.5	0.3	0.3	4.3

### FRANKLIN GAME BY GAME IN 2011-12

Date	Opponent	MIN	FG	3FG	FT	O-D-T	PF	A	TO	B	S	TP
N11	Idaho State	+0	0-0	0-0	0-0	0-0-0	0	0	0	0	0	0
N18	Coppin State	7	0-0	0-0	0-0	0-0-0	2	0	1	0	1	0
N24	vs. Washington State	1	0-1	0-0	0-0	0-1-1	0	0	0	0	0	0
N25	vs. Santa Clara					DNP						
N27	vs. Saint Louis					DNP						
D2	Sacramento State	9	1-3	0-2	0-0	0-0-0	0	1	1	0	1	2
D8	Oral Roberts											
D10	Arkansas											
D17	vs. Houston											
D21	South Carolina State											
D29	at Cincinnati											
D31	Northwestern State											
J3	at Missouri											
J7	Kansas											
J9	at Oklahoma State											
J14	Kansas State											
J17	Texas Tech											
J21	at Texas A&M											
J24	Baylor											
J28	at Kansas State											
F1	at Kansas											
F4	Iowa State											
F6	Missouri											
F11	at Texas Tech											
F14	Texas											
F18	at Iowa State											
F22	Oklahoma State											
F25	at Baylor											
F29	at Texas											
M3	Texas A&M											

\* Starter

### FRANKLIN'S CAREER HIGHS

Points	3 vs. Texas Southern (11/18/10)
Field Goals	1 (twice)
Field Goal Attempts	3 vs. Sacramento State (12/2/11)
3-Point Field Goals	None
3-Point Field Goal Attempts	2 vs. Sacramento State (12/2/11)
Free Throws Made	2 vs. Mount St. Mary's (11/14/09)
Free Throw Attempts	4 (twice)
Rebounds	2 (twice)
Assists	2 (three times)
Blocked Shots	None
Steals	1 (twice)
Minutes Played	9 vs. Sacramento State (12/2/11)



## 4 ANDREW FITZGERALD

6-8, 247, JUNIOR, FORWARD  
BALTIMORE, MD.  
(BREWSTER ACADEMY [N.H.])

PTS	REB	FG%	MIN
9.2	5.8	.458	23.5

### FITZGERALD GAME BY GAME IN 2011-12

Date	Opponent	MIN	FG	3FG	FT	O-D-T	PF	A	TO	B	S	TP
N11	Idaho State	*23	2-7	0-0	3-3	0-1-1	3	0	0	2	0	7
N18	Coppin State	*19	4-11	0-0	2-2	5-3-8	2	0	1	0	1	10
N24	vs. Washington State	*30	4-9	0-0	1-4	2-5-7	2	0	2	1	0	9
N25	vs. Santa Clara	*30	4-7	0-0	4-4	5-8-13	3	0	0	2	0	12
N27	vs. Saint Louis	*17	2-6	0-0	0-0	0-2-2	4	0	1	0	1	4
D2	Sacramento State	*22	6-8	0-0	1-2	1-3-4	2	1	1	0	3	13
D8	Oral Roberts											
D10	Arkansas											
D17	vs. Houston											
D21	South Carolina State											
D29	at Cincinnati											
D31	Northwestern State											
J3	at Missouri											
J7	Kansas											
J9	at Oklahoma State											
J14	Kansas State											
J17	Texas Tech											
J21	at Texas A&M											
J24	Baylor											
J28	at Kansas State											
F1	at Kansas											
F4	Iowa State											
F6	Missouri											
F11	at Texas Tech											
F14	Texas											
F18	at Iowa State											
F22	Oklahoma State											
F25	at Baylor											
F29	at Texas											
M3	Texas A&M											

\* Starter

### FITZGERALD'S CAREER HIGHS

Points	22 (three times)
Field Goals	8 (five times)
Field Goal Attempts	17 vs. North Carolina Central (11/15/10)
3-Point Field Goals	None
3-Point Field Goal Attempts	None
Free Throws Made	6 (five times)
Free Throw Attempts	8 vs. Texas A&M (3/6/10)
Rebounds	13 (twice)
Assists	3 vs. Baylor (2/27/10)
Blocked Shots	3 vs. Texas Tech (1/18/11)
Steals	5 vs. North Carolina Central (11/15/10)
Minutes Played	39 (twice)



## 5 C.J. WASHINGTON

6-7, 230, SENIOR, FORWARD  
STRINGTOWN, OKLA.  
(CONNORS STATE COLLEGE)

PTS	REB	AST	MIN
2.0	3.4	0.8	11.2


### WASHINGTON GAME BY GAME IN 2011-12

Date	Opponent	MIN	FG	3FG	FT	O-D-T	PF	A	TO	B	S	TP
N11	Idaho State					DNP						
N18	Coppin State	18	3-4	0-0	0-0	3-5-8	2	3	1	0	0	6
N24	vs. Washington State	3	0-2	0-0	0-0	1-1-2	0	0	0	0	0	0
N25	vs. Santa Clara	8	0-1	0-0	0-0	0-4-4	0	0	0	1	0	0
N27	vs. Saint Louis	10	1-2	0-0	0-0	0-2-2	0	0	0	0	0	2
D2	Sacramento State	17	1-1	0-0	0-0	0-1-1	2	1	1	2	0	2
D8	Oral Roberts											
D10	Arkansas											
D17	vs. Houston											
D21	South Carolina State											
D29	at Cincinnati											
D31	Northwestern State											
J3	at Missouri											
J7	Kansas											
J9	at Oklahoma State											
J14	Kansas State											
J17	Texas Tech											
J21	at Texas A&M											
J24	Baylor											
J28	at Kansas State											
F1	at Kansas											
F4	Iowa State											
F6	Missouri											
F11	at Texas Tech											
F14	Texas											
F18	at Iowa State											
F22	Oklahoma State											
F25	at Baylor											
F29	at Texas											
M3	Texas A&M											

\* Starter

### WASHINGTON'S CAREER HIGHS

Points	9 (twice)
Field Goals	4 (twice)
Field Goal Attempts	6 (twice)
3-Point Field Goals	None
3-Point Field Goal Attempts	None
Free Throws Made	4 (twice)
Free Throw Attempts	6 vs. Sacramento State (12/21/10)
Rebounds	8 vs. Coppin State (11/18/11)
Assists	3 vs. Coppin State (11/18/11)
Blocked Shots	3 vs. Virginia (11/23/10)
Steals	2 vs. Iowa State (1/29/11)
Minutes Played	25 vs. Texas Tech (3/2/11)



## 13 JAMES FRASCHILLA

5-10, 142, FRESHMAN, GUARD  
DALLAS, TEXAS  
(HIGHLAND PARK HS)

PTS	REB	AST	MIN
0.0	0.0	0.0	2.0

### FRASCHILLA GAME BY GAME IN 2011-12

Date	Opponent	MIN	FG	3FG	FT	O-D-T	PF	A	TO	B	S	TP
N11	Idaho State					DNP						
N18	Coppin State	2	0-0	0-0	0-0	0-0-0	1	0	0	0	0	0
N24	vs. Washington State					DNP						
N25	vs. Santa Clara					DNP						
N27	vs. Saint Louis					DNP						
D2	Sacramento State					DNP						
D8	Oral Roberts											
D10	Arkansas											
D17	vs. Houston											
D21	South Carolina State											
D29	at Cincinnati											
D31	Northwestern State											
J3	at Missouri											
J7	Kansas											
J9	at Oklahoma State											
J14	Kansas State											
J17	Texas Tech											
J21	at Texas A&M											
J24	Baylor											
J28	at Kansas State											
F1	at Kansas											
F4	Iowa State											
F6	Missouri											
F11	at Texas Tech											
F14	Texas											
F18	at Iowa State											
F22	Oklahoma State											
F25	at Baylor											
F29	at Texas											
M3	Texas A&M											

\* Starter

### FRASCHILLA'S CAREER HIGHS

Points	None
Field Goals	None
Field Goal Attempts	None
3-Point Field Goals	None
3-Point Field Goal Attempts	None
Free Throws Made	None
Free Throw Attempts	None
Rebounds	None
Assists	None
Blocked Shots	None
Steals	None
Minutes Played	2 vs. Coppin State (11/18/11)



# 14 CARL BLAIR

6-2, 205, JUNIOR, GUARD  
HOUSTON, TEXAS  
(UNIVERSITY OF NEW ORLEANS)

PTS	REB	AST	MIN
4.7	2.0	2.5	15.3

## BLAIR GAME BY GAME IN 2011-12


Date	Opponent	MIN	FG	3FG	FT	O-D-T	PF	A	TO	B	S	TP
N11	Idaho State	*27	3-7	3-6	3-6	0-6-6	4	5	2	0	0	12
N18	Coppin State	12	2-3	2-3	0-0	0-0-0	3	4	4	0	1	6
N24	vs. Washington State	6	0-1	0-1	0-0	0-0-0	1	0	3	0	0	0
N25	vs. Santa Clara	13	0-1	0-0	2-2	0-0-0	2	2	3	0	1	2
N27	vs. Saint Louis	17	1-4	1-2	0-0	0-1-1	0	1	4	0	2	3
D2	Sacramento State	17	1-3	1-3	2-2	3-2-5	0	3	1	0	1	5
D8	Oral Roberts											
D10	Arkansas											
D17	vs. Houston											
D21	South Carolina State											
D29	at Cincinnati											
D31	Northwestern State											
J3	at Missouri											
J7	Kansas											
J9	at Oklahoma State											
J14	Kansas State											
J17	Texas Tech											
J21	at Texas A&M											
J24	Baylor											
J28	at Kansas State											
F1	at Kansas											
F4	Iowa State											
F6	Missouri											
F11	at Texas Tech											
F14	Texas											
F18	at Iowa State											
F22	Oklahoma State											
F25	at Baylor											
F29	at Texas											
M3	Texas A&M											

\* Starter

## BLAIR'S CAREER HIGHS

Points	.....23 vs. Arkansas State (2/6/10*)
Field Goals	.....6 (four times)
Field Goal Attempts	.....13 vs. Arkansas State (2/25/10*)
3-Point Field Goals	.....3 (twice)
3-Point Field Goal Attempts	.....7 (three times)
Free Throws Made	.....9 (four times)
Free Throw Attempts	.....13 vs. Colorado (1/22/11)
Rebounds	.....11 vs. Florida International (1/2/10)
Assists	.....11 (twice)
Blocked Shots	.....1 (four times)
Steals	.....3 (five times)
Minutes Played	.....40 (twice*)

\* At University of New Orleans



# 15 TYLER NEAL

6-7, 227, SOPHOMORE, FORWARD  
OKLAHOMA CITY, OKLA.  
(PUTNAM CITY WEST HS)

PTS	REB	3FG%	MIN
5.5	3.2	.438	14.8

## NEAL GAME BY GAME IN 2011-12

Date	Opponent	MIN	FG	3FG	FT	O-D-T	PF	A	TO	B	S	TP
N11	Idaho State	15	2-3	0-0	0-0	4-3-7	1	1	2	0	1	4
N18	Coppin State	18	3-8	3-6	0-0	1-2-3	3	1	1	0	0	9
N24	vs. Washington State	13	0-1	0-1	2-2	0-3-3	2	0	0	1	0	2
N25	vs. Santa Clara	8	1-2	1-2	0-0	0-2-2	2	0	0	0	0	3
N27	vs. Saint Louis	16	1-2	1-2	4-4	1-0-1	1	0	0	0	1	7
D2	Sacramento State	19	3-7	2-5	0-0	0-3-3	1	1	2	0	0	8
D8	Oral Roberts											
D10	Arkansas											
D17	vs. Houston											
D21	South Carolina State											
D29	at Cincinnati											
D31	Northwestern State											
J3	at Missouri											
J7	Kansas											
J9	at Oklahoma State											
J14	Kansas State											
J17	Texas Tech											
J21	at Texas A&M											
J24	Baylor											
J28	at Kansas State											
F1	at Kansas											
F4	Iowa State											
F6	Missouri											
F11	at Texas Tech											
F14	Texas											
F18	at Iowa State											
F22	Oklahoma State											
F25	at Baylor											
F29	at Texas											
M3	Texas A&M											

\* Starter

## NEAL'S CAREER HIGHS

Points	.....16 vs. Virginia (11/23/10)
Field Goals	.....4 vs. Virginia (11/23/10)
Field Goal Attempts	.....8 (twice)
3-Point Field Goals	.....3 vs. Coppin State (11/18/11)
3-Point Field Goal Attempts	.....6 (twice)
Free Throws Made	.....6 vs. Virginia (11/23/10)
Free Throw Attempts	.....6 (three times)
Rebounds	.....7 (twice)
Assists	.....2 (three times)
Blocked Shots	.....1 (four times)
Steals	.....2 vs. Texas (2/9/11)
Minutes Played	.....28 vs. Texas A&M (2/23/11)



# 21 CAMERON CLARK

6-6, 198, SOPHOMORE, GUARD  
SHERMAN, TEXAS  
(SHERMAN HS)

PTS	REB	AST	MIN
10.0	3.3	1.7	25.2

## CLARK GAME BY GAME IN 2011-12

Date	Opponent	MIN	FG	3FG	FT	O-D-T	PF	A	TO	B	S	TP
N11	Idaho State	*22	1-10	0-3	0-2	1-2-3	2	0	1	0	2	2
N18	Coppin State	*20	2-8	0-0	0-0	1-3-4	1	4	1	2	1	4
N24	vs. Washington State	*29	5-9	0-1	1-3	1-1-2	2	1	2	0	1	11
N25	vs. Santa Clara	*26	3-10	0-0	5-6	2-0-2	3	1	2	0	0	11
N27	vs. Saint Louis	*28	7-13	0-0	0-2	3-3-6	3	1	2	1	0	14
D2	Sacramento State	*26	7-12	3-5	1-2	0-3-3	1	3	0	3	2	18
D8	Oral Roberts											
D10	Arkansas											
D17	vs. Houston											
D21	South Carolina State											
D29	at Cincinnati											
D31	Northwestern State											
J3	at Missouri											
J7	Kansas											
J9	at Oklahoma State											
J14	Kansas State											
J17	Texas Tech											
J21	at Texas A&M											
J24	Baylor											
J28	at Kansas State											
F1	at Kansas											
F4	Iowa State											
F6	Missouri											
F11	at Texas Tech											
F14	Texas											
F18	at Iowa State											
F22	Oklahoma State											
F25	at Baylor											
F29	at Texas											
M3	Texas A&M											

\* Starter

## CLARK'S CAREER HIGHS

Points	26 vs. Central Arkansas (12/30/10)
Field Goals	11 vs. Baylor (2/2/11)
Field Goal Attempts	19 vs. Baylor (2/2/11)
3-Point Field Goals	4 vs. Central Arkansas (12/30/10)
3-Point Field Goal Attempts	7 vs. Baylor (2/2/11)
Free Throws Made	6 vs. Oklahoma State (3/5/11)
Free Throw Attempts	7 vs. Oklahoma State (3/5/11)
Rebounds	11 vs. Coppin State (11/12/10)
Assists	4 (twice)
Blocked Shots	3 vs. Sacramento State (12/2/11)
Steals	3 vs. Oral Roberts (12/11/10)
Minutes Played	44 vs. Iowa State (1/29/11)



# 24 ROMERO OSBY

6-8, 232, JUNIOR, FORWARD  
MERIDIAN, MISS.  
(MISSISSIPPI STATE UNIVERSITY)

PTS	REB	AST	MIN
11.3	7.7	1.3	26.3

## OSBY GAME BY GAME IN 2011-12

Date	Opponent	MIN	FG	3FG	FT	O-D-T	PF	A	TO	B	S	TP
N11	Idaho State	*31	5-9	1-1	6-7	6-4-10	3	4	2	2	1	17
N18	Coppin State	*22	4-8	0-0	3-4	4-6-10	0	0	0	1	1	11
N24	vs. Washington State	*26	3-7	1-2	2-2	2-4-6	2	0	0	0	0	9
N25	vs. Santa Clara	*32	3-8	0-1	3-4	3-7-10	2	1	3	1	0	9
N27	vs. Saint Louis	*24	6-13	0-1	2-4	4-2-6	3	0	1	0	0	14
D2	Sacramento State	*23	4-5	0-0	0-0	2-2-4	0	3	1	0	1	8
D8	Oral Roberts											
D10	Arkansas											
D17	vs. Houston											
D21	South Carolina State											
D29	at Cincinnati											
D31	Northwestern State											
J3	at Missouri											
J7	Kansas											
J9	at Oklahoma State											
J14	Kansas State											
J17	Texas Tech											
J21	at Texas A&M											
J24	Baylor											
J28	at Kansas State											
F1	at Kansas											
F4	Iowa State											
F6	Missouri											
F11	at Texas Tech											
F14	Texas											
F18	at Iowa State											
F22	Oklahoma State											
F25	at Baylor											
F29	at Texas											
M3	Texas A&M											

\* Starter

## OSBY'S CAREER HIGHS

Points	17 vs. Idaho State (11/11/11)
Field Goals	6 vs. Saint Louis (11/27/11)
Field Goal Attempts	13 (twice)
3-Point Field Goals	2 (five times)
3-Point Field Goal Attempts	3 (seven times)
Free Throws Made	7 vs. Texas Tech (11/29/08*)
Free Throw Attempts	10 vs. Texas Tech (11/29/08*)
Rebounds	10 (three times)
Assists	4 (three times)
Blocked Shots	2 (five times)
Steals	3 vs. Jackson State (3/16/10*)
Minutes Played	38 vs. Kentucky (2/16/10*)

\* At Mississippi State





# 31 BARRY HONORÉ

6-7, 270, SENIOR, FORWARD  
GARLAND, TEXAS  
(SOUTHERN UNIVERSITY)

PTS	REB	FG%	MIN
1.0	0.7	.500	3.7


## HONORÉ GAME BY GAME IN 2011-12

Date	Opponent	MIN	FG	3FG	FT	O-D-T	PF	A	TO	B	S	TP
N11	Idaho State	5	1-1	0-0	0-0	0-0-0	0	0	0	2	0	2
N18	Coppin State	8	0-0	0-0	2-2	2-1-3	0	0	1	1	0	2
N24	vs. Washington State	1	0-0	0-0	0-0	0-0-0	0	0	0	0	0	0
N25	vs. Santa Clara	2	0-0	0-0	0-0	0-0-0	1	0	1	0	0	0
N27	vs. Saint Louis	1	0-0	0-0	0-0	0-0-0	0	0	0	0	0	0
D2	Sacramento State	5	1-3	0-0	0-0	1-0-1	1	0	1	1	0	2
D8	Oral Roberts											
D10	Arkansas											
D17	vs. Houston											
D21	South Carolina State											
D29	at Cincinnati											
D31	Northwestern State											
J3	at Missouri											
J7	Kansas											
J9	at Oklahoma State											
J14	Kansas State											
J17	Texas Tech											
J21	at Texas A&M											
J24	Baylor											
J28	at Kansas State											
F1	at Kansas											
F4	Iowa State											
F6	Missouri											
F11	at Texas Tech											
F14	Texas											
F18	at Iowa State											
F22	Oklahoma State											
F25	at Baylor											
F29	at Texas											
M3	Texas A&M											

\* Starter

## HONORÉ'S OKLAHOMA HIGHS

Points	6 (twice)
Field Goals	3 (twice)
Field Goal Attempts	4 vs. Texas Southern (11/18/10)
3-Point Field Goals	None
3-Point Field Goal Attempts	1 vs. Texas A&M (1/8/11)
Free Throws Made	1 vs. Virginia (11/23/10)
Free Throw Attempts	2 vs. Virginia (11/23/10)
Rebounds	3 (five times)
Assists	2 vs. Texas Southern (11/18/10)
Blocked Shots	2 (twice)
Steals	None
Minutes Played	19 vs. Texas Southern (11/18/10)



# 32 CASEY ARENT

6-10, 227, JUNIOR, CENTER  
PENRYN, CALIF.  
(SIERRA COLLEGE)

PTS	REB	FG%	MIN
2.7	3.2	.438	11.7

## ARENT GAME BY GAME IN 2011-12

Date	Opponent	MIN	FG	3FG	FT	O-D-T	PF	A	TO	B	S	TP
N11	Idaho State	12	1-2	0-0	2-2	1-0-1	1	0	3	0	1	4
N18	Coppin State	13	3-5	0-0	0-0	3-6-9	2	1	1	1	0	6
N24	vs. Washington State	9	1-3	0-0	0-0	2-1-3	0	0	2	1	0	2
N25	vs. Santa Clara	8	1-2	0-0	0-0	1-1-2	2	0	0	0	0	2
N27	vs. Saint Louis	15	1-2	0-0	0-0	1-0-1	3	0	0	0	0	2
D2	Sacramento State	13	0-2	0-0	0-0	1-2-3	1	0	3	0	2	0
D8	Oral Roberts											
D10	Arkansas											
D17	vs. Houston											
D21	South Carolina State											
D29	at Cincinnati											
D31	Northwestern State											
J3	at Missouri											
J7	Kansas											
J9	at Oklahoma State											
J14	Kansas State											
J17	Texas Tech											
J21	at Texas A&M											
J24	Baylor											
J28	at Kansas State											
F1	at Kansas											
F4	Iowa State											
F6	Missouri											
F11	at Texas Tech											
F14	Texas											
F18	at Iowa State											
F22	Oklahoma State											
F25	at Baylor											
F29	at Texas											
M3	Texas A&M											

\* Starter

## ARENT'S CAREER HIGHS

Points	6 vs. Coppin State (11/18/11)
Field Goals	3 vs. Coppin State (11/18/11)
Field Goal Attempts	5 vs. Coppin State (11/18/11)
3-Point Field Goals	None
3-Point Field Goal Attempts	None
Free Throws Made	2 vs. Idaho State (11/11/11)
Free Throw Attempts	2 vs. Idaho State (11/11/11)
Rebounds	9 vs. Coppin State (11/18/11)
Assists	1 vs. Coppin State (11/18/11)
Blocked Shots	1 (twice)
Steals	2 vs. Sacramento State (12/2/11)
Minutes Played	15 vs. Saint Louis (11/27/11)

# ROSTERS

## NUMERICAL

No.	Name	Pos.	Cl.	Ht.	Wt.	Hometown (Last School)
1	Sam Grooms	G	Jr.	6-1	203	Greensboro, N.C. (Chipola College [Fla.])
2	Steven Pledger**	G	Jr.	6-4	222	Chesapeake, Va. (Atlantic Shores Christian School)
3	T.J. Franklin^	G	Sr.	5-11	175	Fort Worth, Texas (North Crowley HS)
4	Andrew Fitzgerald**	F	Jr.	6-8	247	Baltimore, Md. (Brewster Academy [N.H.])
5	C.J. Washington*	F	Sr.	6-7	230	Stringtown, Okla. (Connors State JC)
12	Jarrold Kruger&	G	So.	6-1	174	Topeka, Kan. (Kansas State University)
13	James Fraschilla^	G	Fr.	5-10	142	Dallas, Texas (Highland Park HS)
14	Carl Blair*	G	Jr.	6-2	205	Houston, Texas (University of New Orleans)
15	Tyler Neal*	F	So.	6-7	227	Oklahoma City, Okla. (Putnam City West HS)
21	Cameron Clark*	G	So.	6-6	198	Sherman, Texas (Sherman HS)
22	Amath M'Baye#	F	Jr.	6-9	214	Bordeaux, France (University of Wyoming)
24	Romero Osby	F	Jr.	6-8	232	Meridian, Miss. (Mississippi State University)
31	Barry Honoré*^	F	Sr.	6-7	270	Garland, Texas (Southern University)
32	Casey Arent	C	Jr.	6-10	227	Penryn, Calif. (Sierra College)

## ALPHABETICAL

No.	Name	Pos.	Cl.	Ht.	Wt.	Hometown (Last School)
32	Casey Arent	C	Jr.	6-10	227	Penryn, Calif. (Sierra College)
14	Carl Blair*	G	Jr.	6-2	205	Houston, Texas (University of New Orleans)
21	Cameron Clark*	G	So.	6-6	198	Sherman, Texas (Sherman HS)
4	Andrew Fitzgerald**	F	Jr.	6-8	247	Baltimore, Md. (Brewster Academy [N.H.])
3	T.J. Franklin^	G	Sr.	5-11	175	Fort Worth, Texas (North Crowley HS)
13	James Fraschilla^	G	Fr.	5-10	142	Dallas, Texas (Highland Park HS)
1	Sam Grooms	G	Jr.	6-1	203	Greensboro, N.C. (Chipola College [Fla.])
31	Barry Honoré*^	F	Sr.	6-7	270	Garland, Texas (Southern University)
12	Jarrold Kruger&	G	So.	6-1	174	Topeka, Kan. (Kansas State University)
22	Amath M'Baye#	F	Jr.	6-9	214	Bordeaux, France (University of Wyoming)
15	Tyler Neal*	F	So.	6-7	227	Oklahoma City, Okla. (Putnam City West HS)
24	Romero Osby	F	Jr.	6-8	232	Meridian, Miss. (Mississippi State University)
2	Steven Pledger**	G	Jr.	6-4	222	Chesapeake, Va. (Atlantic Shores Christian School)
5	C.J. Washington*	F	Sr.	6-7	230	Stringtown, Okla. (Connors State JC)

\* Letters earned at Oklahoma

^ Walk-on

& Redshirting

# Sitting out the 2011-12 season due to NCAA transfer rules

### STAFF

**Head Coach:** Lon Kruger (Kansas State '75)

#### Assistant Coaches:

Chris Crutchfield (Nebraska-Omaha '92)

Steve Henson (Kansas State '90)

Lew Hill (Wichita State '88)

#### Director of Operations:

Mike Shepherd (Kansas State '98)

#### Video Coordinator:

Scott Thompson (Mississippi '02)

### Director of Student-Athlete Performance:

Jozsef Szendrei (Oklahoma '03)

**Trainer:** Alex Brown (Appalachian State '79)

### PRONUNCIATION GUIDE

Casey **Arent**: ARNT

James **Fraschilla**: frush-SHILL-UH

Barry **Honoré**: ahn-o-RAY

Amath M'Baye: ah-MOTT EM-by

Romero **Osby**: AHZ-bee